

MLS #	Status	Address	Town/State/Area	Description	DOM	List Price	Sale Price	Media/Events	Bedrooms	Total Baths
-------	--------	---------	-----------------	-------------	-----	------------	------------	--------------	----------	-------------

Single Family Listings

73080757	SLD	79 Charnwood Rd	Medford, MA	6 room, 2 bed, 1f 0h bath Bungalow	13	\$499,000	\$525,000	x13	2	1
73073146	SLD	14 Park Ave	Medford, MA	6 room, 3 bed, 1f 0h bath Other (See Remarks)	8	\$529,990	\$560,000	x30	3	1
73073742	SLD	22 Pinkert Street	Medford, MA : North Medford	6 room, 2 bed, 1f 0h bath Ranch	14	\$599,900	\$640,000	x31	2	1
73064652	SLD	29 Highland Ter	Medford, MA : North Medford	5 room, 2 bed, 1f 0h bath Colonial	49	\$619,000	\$580,000	x19	2	1
73076083	SLD	49 Palmer St	Medford, MA	6 room, 3 bed, 2f 0h bath Cape	18	\$699,000	\$722,500	x37	3	2
73077836	SLD	770 Highland Ave	Medford, MA	9 room, 4 bed, 2f 0h bath Colonial	5	\$699,000	\$746,000	x42	4	2
73039887	SLD	40 Piggott Rd	Medford, MA : Medford Hillside	9 room, 3 bed, 2f 0h bath Colonial	77	\$799,900	\$780,000	x27	3	2
73077380	SLD	15 Vine St	Medford, MA	6 room, 4 bed, 3f 0h bath Colonial	15	\$899,900	\$977,000	x23	4	3
73081330	SLD	28 Winford Way	Medford, MA	10 room, 4 bed, 3f 0h bath Contemporary, Mid-Century Modern	22	\$1,399,000	\$1,643,000	x41	4	3
73057061	SLD	160 Forest St	Medford, MA : West Medford	9 room, 5 bed, 3f 1h bath Contemporary	88	\$1,699,900	\$1,672,500	x41	5	4

Single Family Listings: 10 Avg. Liv. Area SqFt: 1917.9 Avg. List \$: \$844,459 Avg. List \$/SqFt: \$453 Avg. DOM: 30.9 Avg. DTO: 24.8 Avg. Sale \$: \$884,600 Avg. Sale \$/SqFt: \$474

Condominium Listings




MLS #	Status	Address	Town/State/Area	Description	DOM	List Price	Sale Price	Media/Events	Bedrooms	Total Baths
73081323	SLD	190 High St U:210	Medford, MA	5 room, 2 bed, 2f 8 0h bath Mid-Rise		\$489,000	\$490,000	x27	2	2
73001154	SLD	500 Salem Street U:608	Medford, MA	6 room, 3 bed, 2f 168 0h bath Mid-Rise		\$545,000	\$535,000	x21	3	2
73074865	SLD	159 Central U:159	Medford, MA	5 room, 2 bed, 1f 19 0h bath 2/3 Family		\$549,900	\$585,000	x35	2	1
73075277	SLD	289 Elm Street U:21D	Medford, MA	6 room, 3 bed, 2f 12 0h bath Mid-Rise 		\$549,900	\$577,000	x36	3	2
73059667	SLD	2500 Mystic Valley Parkway U:302	Medford, MA	5 room, 2 bed, 2f 63 0h bath High-Rise		\$559,000	\$535,000	x30	2	2
73077033	SLD	35 Grandview Ave U:3	Medford, MA	4 room, 1 bed, 1f 16 0h bath 2/3 Family		\$589,800	\$578,000	x36	1	1
73013009	SLD	320 Middlesex Ave U:C305	Medford, MA	4 room, 1 bed, 1f 210 0h bath Mid-Rise		\$599,900	\$599,900	x11	1	1
73074555	SLD	14 Edward St U:3	Medford, MA	5 room, 2 bed, 2f 16 0h bath 2/3 Family		\$629,900	\$615,000	x16	2	2
73067865	SLD	30 High Street U:33	Medford, MA	4 room, 2 bed, 2f 111 0h bath Low-Rise		\$649,000	\$630,000	x33	2	2
73075543	SLD	74 Spring St U:1	Medford, MA	5 room, 3 bed, 2f 7 0h bath 2/3 Family		\$649,900	\$692,000	x40	3	2
73069604	SLD	14 Edward St U:1	Medford, MA	6 room, 2 bed, 2f 12 0h bath 2/3 Family		\$699,900	\$700,000	x20	2	2

MLS #	Status	Address	Town/State/Area	Description	DOM	List Price	Sale Price	Media/Events	Bedrooms	Total Baths
73072837	SLD	14 Edward St U:2	Medford, MA	6 room, 2 bed, 2f 0h bath 2/3 Family	3	\$699,900	\$705,000	x34	2	2
73055629	SLD	47 Emerald Street U:1	Medford, MA : Wellington	6 room, 3 bed, 2f 0h bath Low-Rise	96	\$789,000	\$780,000	x28	3	2
73027484	SLD	320 Middlesex Ave U:C202	Medford, MA	6 room, 2 bed, 2f 0h bath Mid-Rise	181	\$799,900	\$799,900	x22	2	2
73070352	SLD	320 Middlesex Ave U:C108	Medford, MA	6 room, 2 bed, 2f 0h bath Mid-Rise	49	\$809,900	\$809,900	x20	2	2
73067245	SLD	347 Riverside Ave. U:1	Medford, MA	7 room, 4 bed, 3f 0h bath Townhouse	156	\$949,900	\$940,000	x37	4	3
73062295	SLD	152 Summer St U:152	Medford, MA	8 room, 3 bed, 2f 1h bath Townhouse	63	\$949,900	\$960,000	x25	3	3
73053032	SLD	33 Vine U:2	Medford, MA	9 room, 3 bed, 3f 1h bath Townhouse	105	\$984,000	\$960,000	x26	3	4

Condominium Listings: 18 Avg. Liv. Area SqFt: 1477.06 Avg. List \$: \$694,094 Avg. List \$/SqFt: \$481 Avg. DOM: 71.94 Avg. DTO: 56.61 Avg. Sale \$: \$693,983 Avg. Sale \$/SqFt: \$482

Multi Family Listings

73078121	SLD	43 Harvard Ave	Medford, MA	2 unit, 15 total rooms, 5 total bedrooms 2 Family	4	\$1,150,000	\$1,170,000	x26	5	3
----------	-----	----------------	-------------	--	---	-------------	-------------	-----	---	---

MLS #	Status	Address	Town/State/Area	Description	DOM	List Price	Sale Price	Media/Events	Bedrooms	Total Baths
73059469	SLD	64 court	Medford, MA	2 unit, 10 total rooms, 4 total bedrooms 2 Family - 2 Units Up/Down	73	\$1,199,999	\$1,050,000	 x29	4	2
73075432	SLD	364 Main Street	Medford, MA	3 unit, 14 total rooms, 6 total bedrooms 3 Family	16	\$1,299,999	\$1,270,000	 x25 	6	3

Multi Family Listings: 3 Avg. Liv. Area SqFt: 2594.67 Avg. List \$: \$1,216,666 Avg. List \$/SqFt: \$486 Avg. DOM: 31 Avg. DTO: 31 Avg. Sale \$: \$1,163,333 Avg. Sale \$/SqFt: \$459

The information in this listing was gathered from third party sources including the seller and public records. MLS Property Information Network and its subscribers disclaim any and all representations or warranties as to the accuracy of this information. Content © MLS Property Information Network, Inc.